

spinso



Report

View reports, Smart reporting options, Export data to excel and more

Data Creation

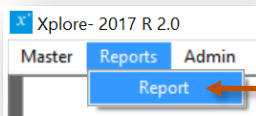
1. Report	3
a. Generating Report & Excel Export.....	4
2. Introduction to Smart Reporting	5
a. Filter	6
b. Grouping	7
c. Aggregate	8

1

Report

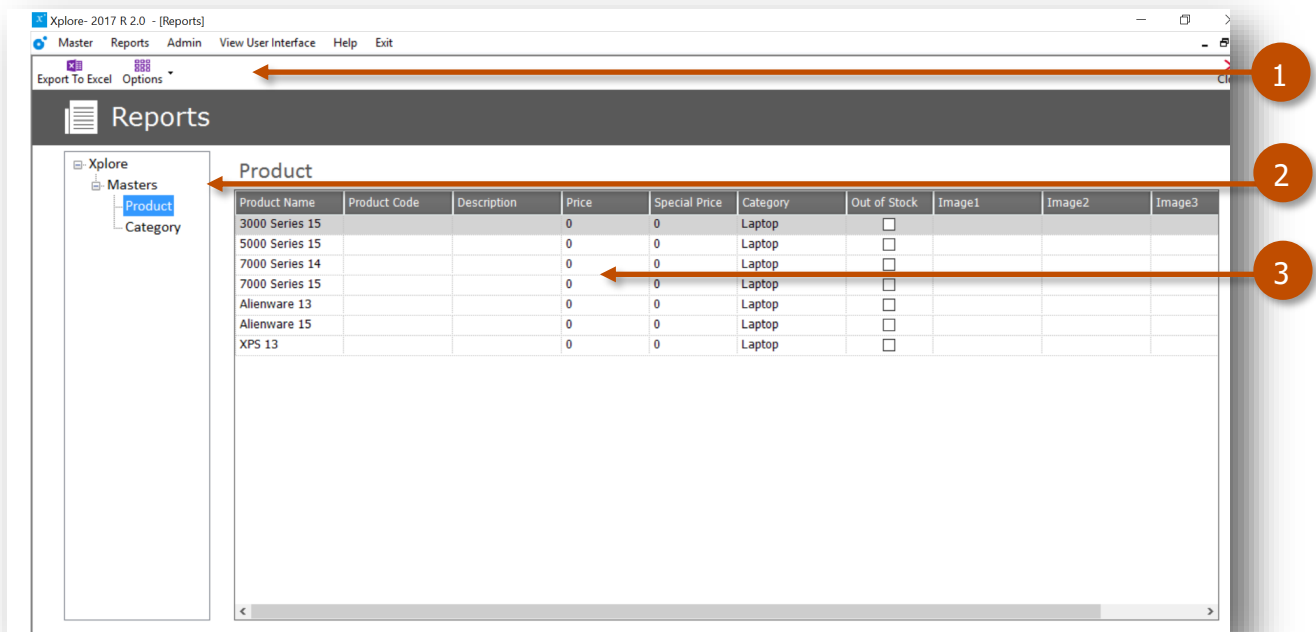
The entire data in the system is visible under reports in tabular format. The reporting tool has smart options like group, aggregate, filter etc. You can even export the data to excel.

Introduction



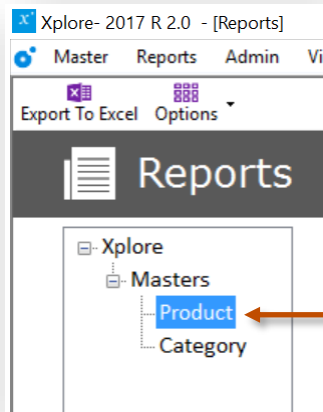
Go to following menu
Report - Report

The Report screen can be divided into 3 sections



1. Toolbar for export and smart reporting options
2. Report list
3. Data viewer grid

1.a Generating Report & Export to excel

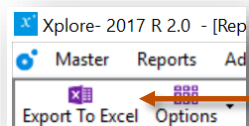


Select Report from the list

Product

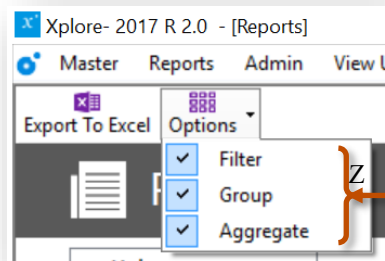
Product Name	Product Code	Description	Price	Special Price	Category
3000 Series 15			0	0	Laptop
5000 Series 15			0	0	Laptop
7000 Series 14			0	0	Laptop
7000 Series 15			0	0	Laptop
Alienware 13			0	0	Laptop
Alienware 15			0	0	Laptop
XPS 13			0	0	Laptop

You can see the data in grid



Click on **Export To Excel** to export data to excel

2. Introduction to Smart Reporting



Select the option Filter, Group and Aggregate

1. Group Options
2. Aggregate options
3. Filter options

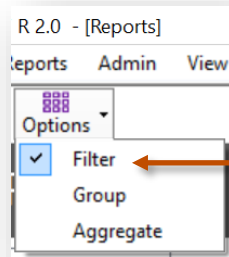
Product

Drag a column header here to group by that column.

Product Name	Σ	Product Code	Σ	Description	Σ	Price	Σ	Special Price	Σ	Category	Σ	Out of Stock	Σ	Image1	Σ	Image2	Σ	Image3
3000 Series 15						0		0		Laptop		<input type="checkbox"/>						
5000 Series 15						0		0		Laptop		<input type="checkbox"/>						
7000 Series 14						0		0		Laptop		<input type="checkbox"/>						

2.a Filter

You can select an item from the filter, to view specific data



Select **Filter** option

Product					
Product Name	Product Code	Description	Price	Special Price	Category
<input type="text" value="A"/>	<input type="text" value="A"/>	<input type="text" value="A"/>	=	=	<input type="text" value="A"/> <input type="button" value="v"/>
3000 Series 15			50000	0	Laptop
5000 Series 15			75000	0	Laptop
7000 Series 14			78000	0	2 In 1
7000 Series 15			76000	0	2 In 1
Alienware 13			125000	0	Laptop
Alienware 15			150000	0	Laptop
XPS 13			99000	0	Laptop

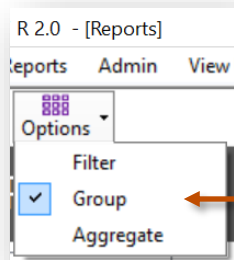
Select data from the dropdown list

Product					
Product Name	Product Code	Description	Price	Special Price	Category
<input type="text" value="A"/>	<input type="text" value="A"/>	<input type="text" value="A"/>	=	=	<input type="text" value="A"/> Laptop <input type="button" value="v"/> <input type="button" value="x"/>
3000 Series 15			50000	0	Laptop
5000 Series 15			75000	0	Laptop
Alienware 13			125000	0	Laptop
Alienware 15			150000	0	Laptop
XPS 13			99000	0	Laptop

Data is filtered for **Laptop**

2.b Grouping Data

Group option makes it easy to organize and view huge data in reports



Select **Group** option

Product

Drag a column header here to group by that column.

Product Name	Product Code	Description	Price	Special Price	Category
3000 Series 15			0	0	Laptop
5000 Series 15			0	0	Laptop
7000 Series 14			0	0	2 In 1
7000 Series 15			0	0	2 In 1
Alienware 13			0	0	Laptop
Alienware 15			0	0	Laptop
XPS 13			0	0	Laptop

To group data you can drag and drop the column in "Drag column header..." Section
Eg. Category

Product

Category

Product Name	Product Code	Description	Price	Special Price
			=	=
Category : 2 In 1 (2 items)				
Category : Laptop (5 items)				

Data would be grouped

Click on + to expand and view details

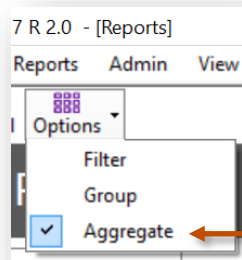
Product

Category

Product Name	Product Code	Description	Price	Special Price
			=	=
Category : 2 In 1 (2 items)				
Category : Laptop (5 items)				
3000 Series 15			0	0
5000 Series 15			0	0
Alienware 13			0	0
Alienware 15			0	0
XPS 13			0	0

2.c Aggregate

Aggregate can be used to summarize the data such as Average, Count, Maximum, Minimum & Sum



Select **"Aggregate"** option

Product

Product Name	Product Code	Description	Price	Category
3000 Series 15				
5000 Series 15				
7000 Series 14				
7000 Series 15				
Alienware 13				
Alienware 15				
XPS 13				

Select Summaries

☐ Average
☐ Count
☐ Maximum
☐ Minimum
☒ Sum

OK Cancel

Select **Sum** from the list

Product

Product Name	Product Code	Description	Price
3000 Series 15			50000
5000 Series 15			75000
7000 Series 14			78000
7000 Series 15			76000
Alienware 13			125000
Alienware 15			150000
XPS 13			99000
Grand Summaries			Sum = 653000

Summary of price

Other software's

EQMS

Sales CRM

Manage your leads in 3 easy steps
Leads, Follow up & closure

TimeTracker

Project Timesheet

Manage employee timesheet, project cost, expense, holiday & leave tracking

servicedesk

Service Management software

Manage service contracts & customer complaints

Organizer

No 1. Software for Air-Conditioner Dealer

Manage inventory, billing, payment, card & complaints

spinsol

Spectrum Info Solutions

26 , Sylvester House - B,
D'Souza Wadi,
Thane (W) - 400 604.
Maharashtra, INDIA